RT36N系列
刀型触头熔断器

1 适用范围

RT36型刀型触头熔断器适用于交流至690V或直流440V,额定电流至1000A，额定分断能力至120KA的配电线路中，此型熔断器是正泰电器针对通讯行业自行设计的一种新型熔断器。具有体积小、重量轻、功耗小、分断能力高等特点，广泛用于电气设备的过载保护和短路保护。

底座型号RT36W，熔断体型号RT36，底座主要材质是DMC树脂和T3紫铜；熔断体主要材质是高频电瓷和T3紫铜。

本产品符合GB 13539、IEC 60269标准，各项技术指标达到国际先进水平,并已获得CCC、TUV等国内和国际认证。

本系列产品分为“gG”和“aM”型，“gG”型号为全范围分断能力一般用途熔断器，“aM”型为部分分断能力电动机保护用熔断器。

2 型号及含义

RT 36 N- □□

- 熔断体额定电流
- 尺码
- 新型(NEW)
- 设计序号
- 有填料封闭管式熔断器的代号

3 主要参数及技术性能

规格	额定电流(A)	额定电压(V)	额定功率(W)	重量(kg)	分断能力(kA)
RT36N-00	4	AC500/AC690/DC250	1.5	0.155	120/50/100
	6	AC500/AC690/DC250	1.6	0.15	120/50/100
	10	AC500/AC690/DC250	1.7	0.15	120/50/100
	16	AC500/AC690/DC250	2.0	0.15	120/50/100
	20	AC500/AC690/DC250	2.5	0.15	120/50/100
	25	AC500/AC690/DC250	3.1	0.15	120/50/100
	32	AC500/AC690/DC250	3.5	0.15	120/50/100
	36	AC500/AC690/DC250	3.8	0.15	120/50/100
	40	AC500/AC690/DC250	4.0	0.15	120/50/100
	50	AC500/AC690/DC250	5.3	0.15	120/50/100
	63	AC500/AC690/DC250	6.1	0.15	120/50/100
	80	AC500/AC690/DC250	6.9	0.15	120/50/100
	100	AC500/AC690/DC250	10.0	0.15	120/50/100
	125	AC500/AC690/DC250	9.6	0.15	120/50/100
	160	AC500/AC690/DC250	12.0	0.2	120/50/100
RT36N-1	80	AC500/AC690/DC440	8.35	0.2	120/50/100
	100	AC500/AC690/DC440	12.05	0.2	120/50/100
	125	AC500/AC690/DC440	13.46	0.2	120/50/100
	160	AC500/AC690/DC440	16.53	0.36	120/50/100
	200	AC500/AC690/DC440	20.8	0.36	120/50/100
	224	AC500/AC690/DC440	22.69	0.36	120/50/100
	250	AC500/AC690/DC440	23.0	0.36	120/50/100
RT36N-2	125	AC500/AC690/DC440	21.7	0.36	120/50/100
	160	AC500/AC690/DC440	22.7	0.36	120/50/100
	200	AC500/AC690/DC440	26.8	0.36	120/50/100
	250	AC500/AC690/DC440	28.9	0.85	120/50/100
	300	AC500/AC690/DC440	32.0	0.85	120/50/100
	315	AC500/AC690/DC440	32.45	0.85	120/50/100
	355	AC500/AC690/DC440	33.66	0.85	120/50/100
	400	AC500/AC690/DC440	34.0	0.85	120/50/100
RT36N-3	315	AC500/AC690/DC440	34.45	0.85	120/50/100
	355	AC500/AC690/DC440	35.96	0.85	120/50/100
	400	AC500/AC690/DC440	38.09	0.85	120/50/100
	425	AC500/AC690/DC440	40.20	0.85	120/50/100
	500	AC500/AC690/DC440	45.23	0.85	120/50/100
	630	AC500/AC690/DC440	48.0	0.85	120/50/100
RT36N-4	800	AC500 DC440	75.08	1.95	120/100
	1000	AC500 DC440	90.0	1.95	120/100
	1250	AC500 DC440	110	1.55	120/100

4 外形及安装尺寸

4.1 熔断体尺寸。

图1 熔断体外形尺寸

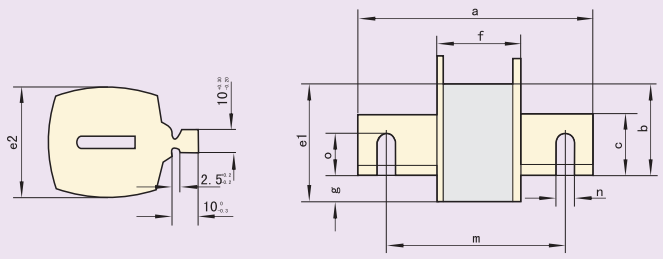

尺寸	RT36–00	RT36–1	RT36–2	RT36–3	RT36–4
a	80 ± 2.0	135 ± 2.5	150 ± 2.5	150 ± 2.5	200 ± 3
c	14.9 $^{0}_{-0.28}$	21 ± 0.5	26 ± 0.33	32 ± 0.25	50 ± 4.5
e1	44.5 ± 0.8	48 ± 1.5	58 ± 1.3	67 ± 2.0	96 ± 2.0
e2	28.5 ± 0.66	48 ± 1.0	58 ± 1.3	67 ± 1.6	88 ± 1.9
f	50.1 $^{+1.2}_{-2.2}$	68 ± 2.5	68 ± 2.5	68 ± 2.5	79 ± 2.5
m	–	–	–	–	150 ± 2.5
n	–	–	–	–	15 ± 0.5
o	–	–	–	–	32 ± 0.5

4.2 熔断器支持件尺寸

图2 RT36N–00支持件外形尺寸

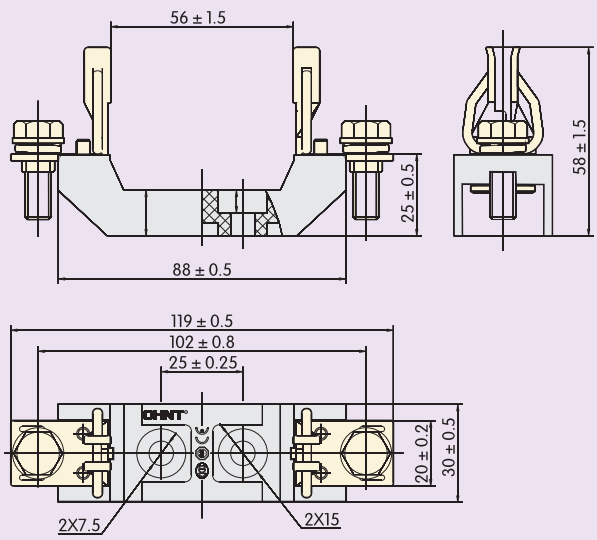

图3 RT36N-1支持件外形尺寸

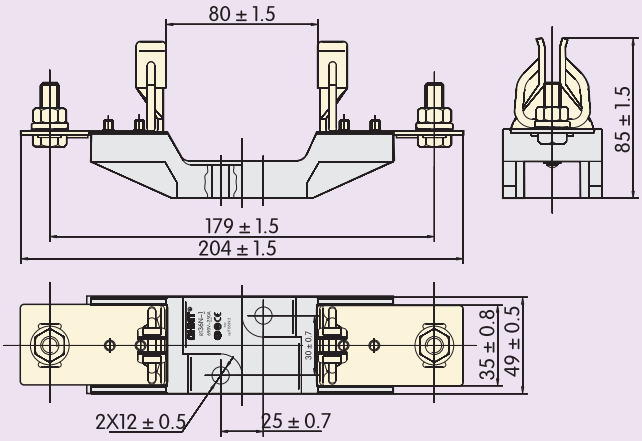

图4 RT36N-2支持件外形尺寸

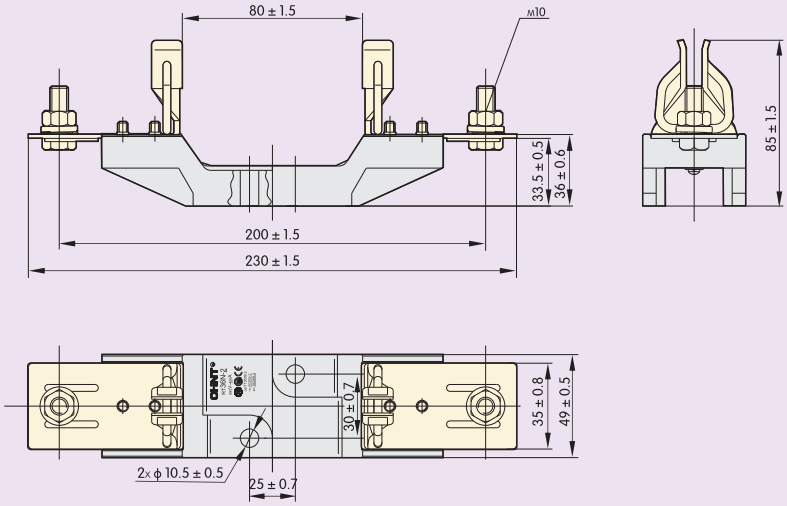

图5 RT36N-3支持件外形尺寸

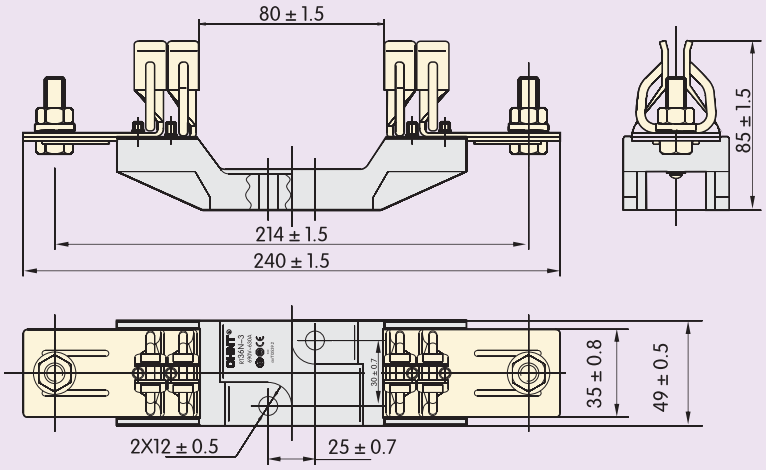

图3 RT36N-4支持件外形尺寸

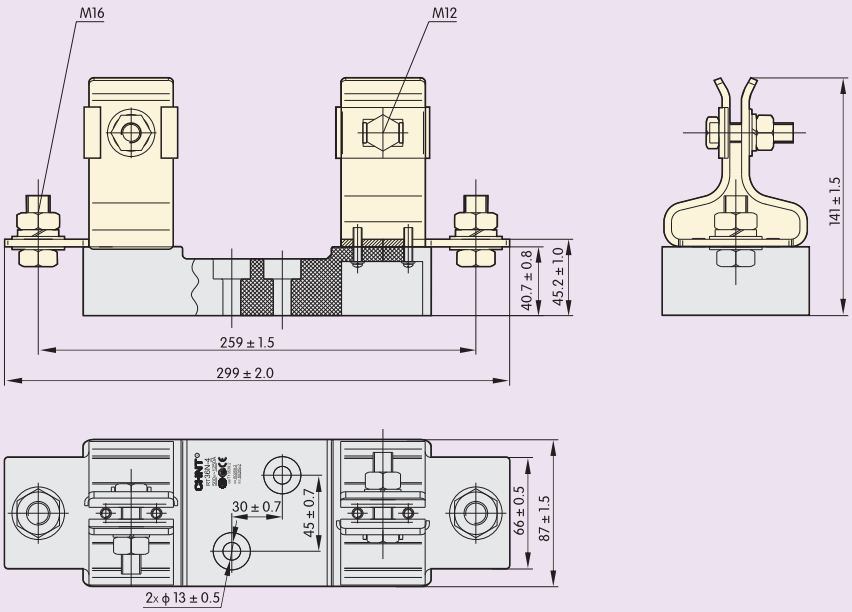

RT36-00-3P外形及安装尺寸图

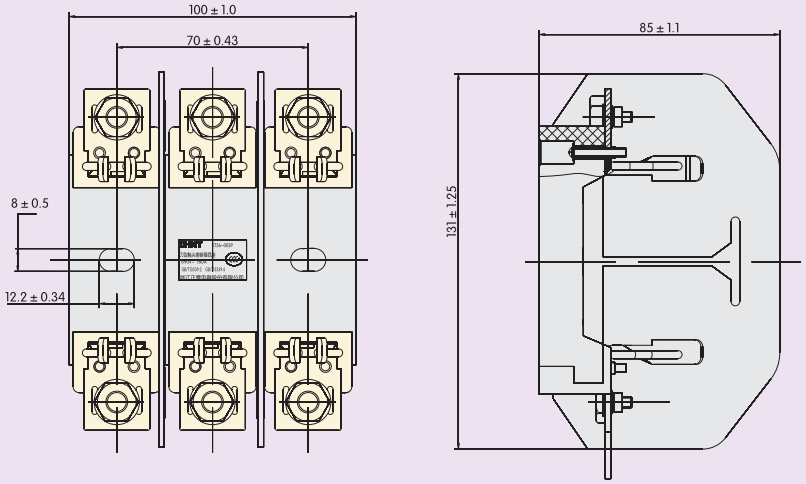

5 订货须知

5.1 订货时必须指明：

5.1.1 熔断体应指产品型号、额定电流、数量。

5.1.2 底座应指明型号规格、注明底座、定货数量。

5.2 订货示例：

如RT36-00/100A 100只，表示订型号为RT36-00额定电流为100A的熔断体100只。

如RT36-00(底座)100只，表示订型号为RT36-00的熔断器底座100只。